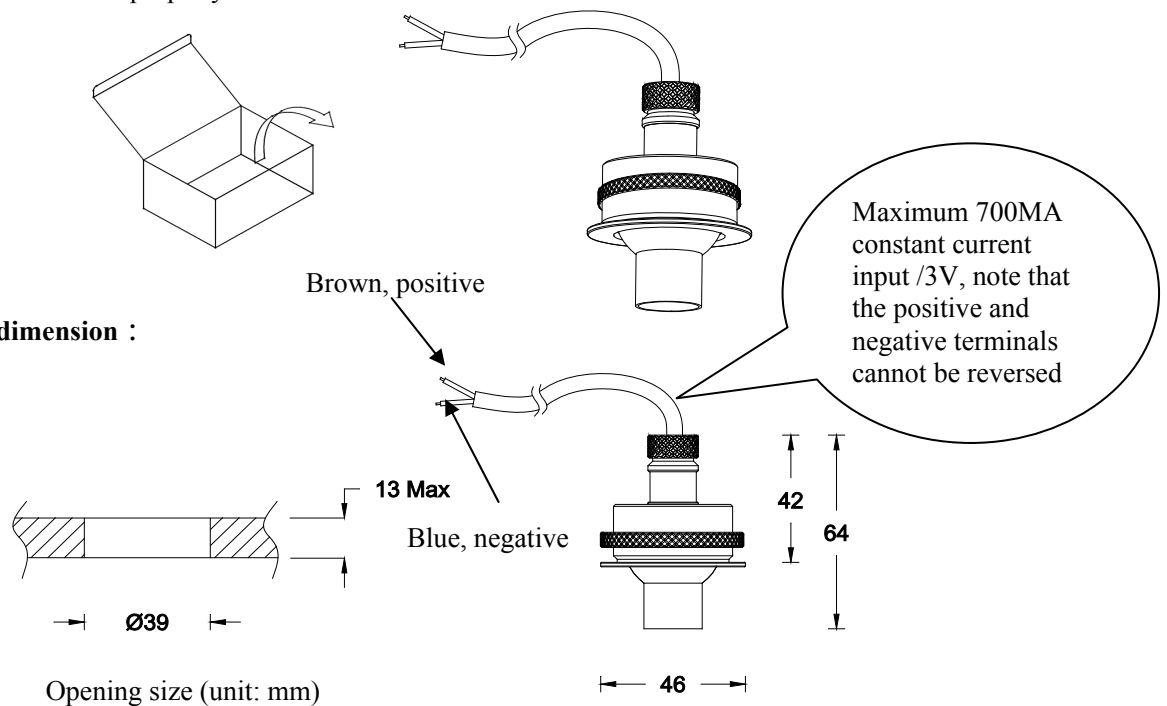


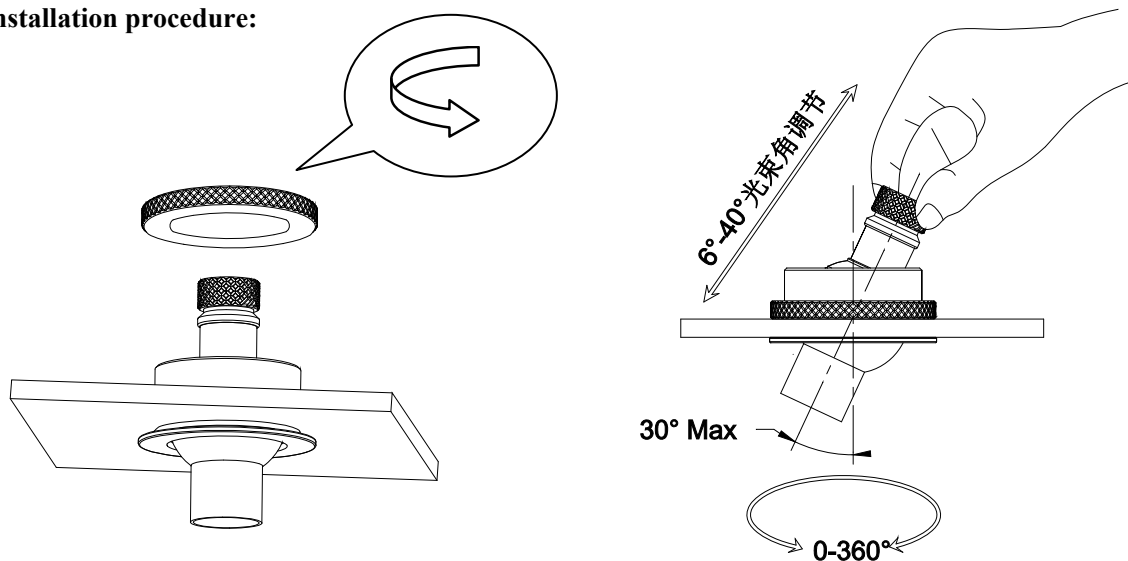
Installation Precautions:

1. Please read through the Instructions before installation.
2. Install by a qualified electrician, confirm to turn off the power before installation and maintenance;
3. Use WAC brand electrical appliances: LD-700MA10D-IS-C (0-10V dimming);
4. Suitable for indoor installation (not for humid environment);
5. The dimming system used in lamps should be tested for compatibility with electrical appliances in advance;
6. The light source of this lamp is not replaceable, once it needs to be replaced (such as the end of the life of the light source), the entire lamp should be replaced;
7. Keep this manual properly for use when needed.

Mounting dimension :

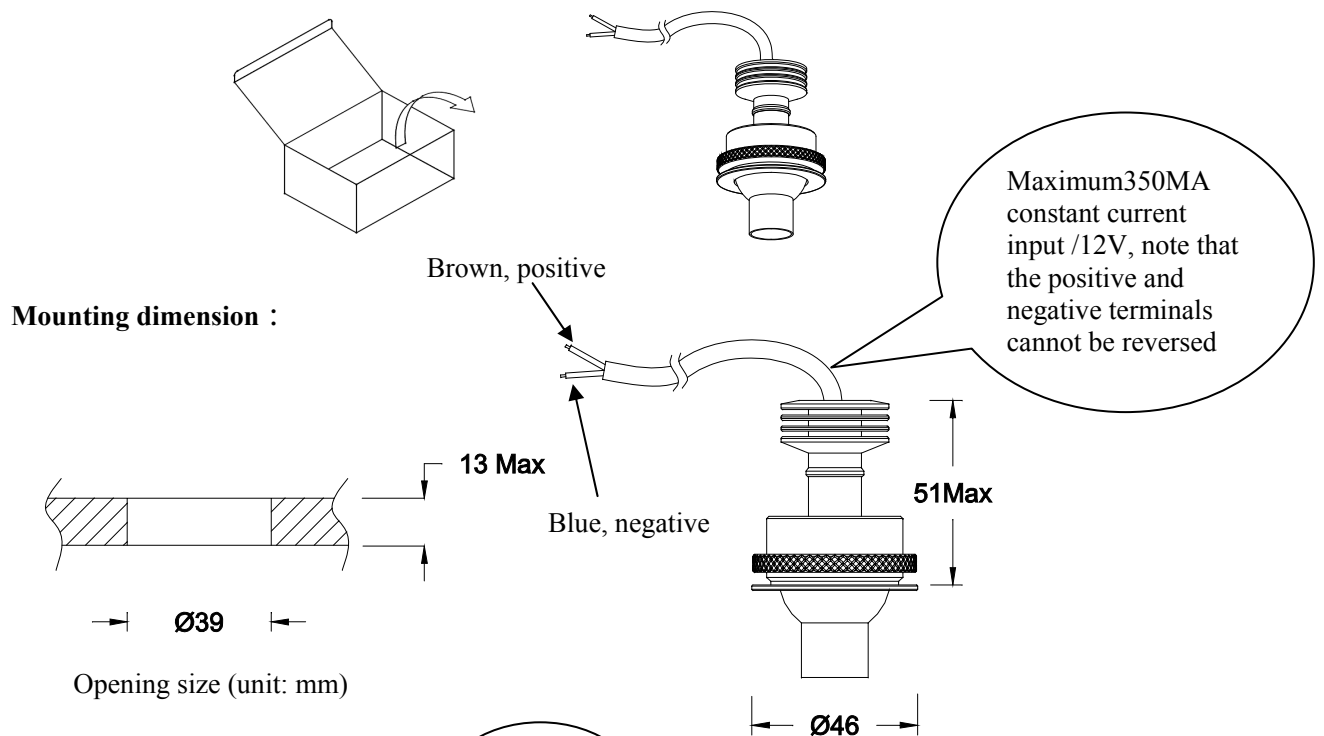


Installation procedure:



Installation Precautions:

1. Please read through the Instructions before installation.
2. Install by a qualified electrician, confirm to turn off the power before installation and maintenance;
3. Use WAC brand electrical appliances: LD-350MA10D-LF-C (0-10V dimming);
4. Suitable for indoor installation (not for humid environment);
5. The dimming system used in lamps should be tested for compatibility with electrical appliances in advance;
6. The light source of this lamp is not replaceable, once it needs to be replaced (such as the end of the life of the light source), the entire lamp should be replaced;
7. Keep this manual properly for use when needed.



Installation procedure:

