

SILO FOCUS - MODEL: JL15FLM

J Track Luminaires

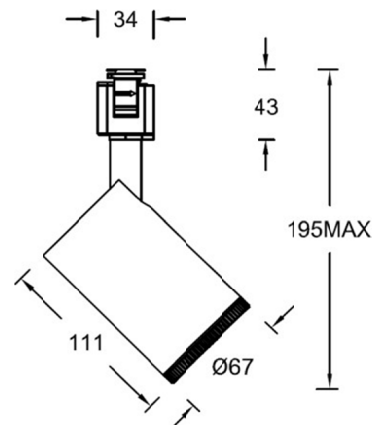
WAC

PROJECT: TYPE:

Product Image



Line Drawing



Product Description

The SILO Focus series LED track spotlights are suitable for J single circuit track systems, with exquisite design and no visible heat sink. The lamp body is made of die-cast aluminum, with built-in flicker free driving appliances. It uses COB luminous modules, which can adjust the angle of light output infinitely and maintain the same external dimensions. It can provide key lighting or environmental lighting, and is widely used in various commercial spaces, exhibition halls, hotels, retail and other places.

Product Features

- Body Material: Aluminum alloy die-casting
- Optical System: Adjustable focus lens
- Finish: Static electricity powder coating
Black (BK), White (WT)
- Adjustable Angle: Horizontal 0°~355° adjustment; Vertical 0~90° adjustment
- Accessories: Up to three optical accessories can be installed, and a maximum of one of each type of accessories can be added at the same time
- Certification: CCC
- IP Rating: IP20
- Insulation Level: Class I
- Operating Temperature: -20°C~40°C
- Net Weight: ≈0.5Kg without packing

Product Specifications

- LED Type: COB
- LED Power: 6W or 12W optional
- Source Lm: 2700K: 610lm (6W) / 1090lm (12W)
3000K: 670lm (6W) / 1200lm (12W)
4000K: 720lm (6W) / 1290lm (12W)
5000K: 770lm (6W) / 1380lm (12W)
- LED Lifetime: >50000h-L70 /B10-Ta25°C(LM-80/TM-21)
- CCT/CRI: 2700K/ 3000K/3500K/4000K/5000K, > Ra90
- LED Lifetime: >50000h-L70 /B10-Ta25°C(LM-80/TM-21)
- SDCM: 3 SDCM
- Input: 220V~240V AC / 50Hz
- Dimming: Built-in knob dimming (Dimming range 10%~100%), ON-OFF

Order Model

Model	LED	Dimming	Beam	CRI	CCT	Finish
JL15F SILO Focus	LM06 COB 6W	O On-board	F 12~50°	9 90	27 2700K	WT White BK Black
	LM12 COB 12W	E Non-dimming			30 3000K	
					40 4000K	
					50 5000K	
JL15F	LM12	O	F	9	30	WT

Example: JL15FLM12-O-F930WT

SILO FOCUS - MODEL: JL15FLM







J Track Luminaires



PROJECT:

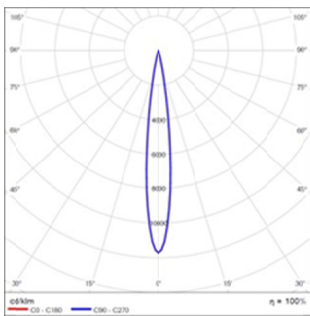
TYPE:

Accessory

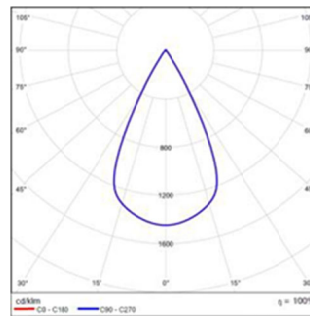
Class I accessories	Striped glass lenses LENS-16-BEL-C 	Soft glass lenses LENS-16-BSL-SW 	Frosted glass lenses LENS-16-FR 	Boundless bee grid grid LENS-16-HCL 
Class II accessories	Anti-glare tubes LENS-15-SNOOT 			
Class III accessories	Four-leaf shading TL-21-BD-SW 			

Note: A maximum of one optical accessory can be installed. The accessories are not shipped from the factory and need to be ordered separately.

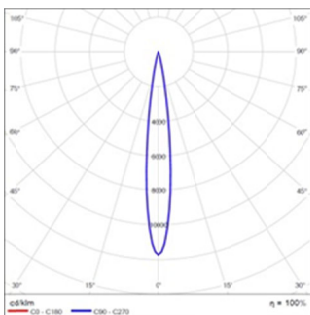
LIGHT DISTRIBUTION@3000K LUMINAIRE DATA



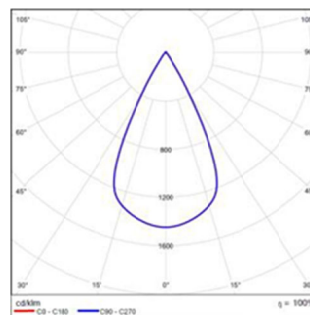
MODEL: JL15FLM06-O-F930
BEAM ANGLE: 12°
POWER: 8W
LUMENS: 183lm
CBCP: 2395cd
EFFICACY: 23lm/W



MODEL: JL15FLM06-O-F930
BEAM ANGLE: 50°
POWER: 8W
LUMENS: 291lm
CBCP: 424cd
EFFICACY: 36lm/W



MODEL: JL15FLM12-O-F930
BEAM ANGLE: 12°
POWER: 14W
LUMENS: 272lm
CBCP: 3187cd
EFFICACY: 19lm/W



MODEL: JL15FLM12-O-F930
BEAM ANGLE: 50°
POWER: 14W
LUMENS: 425lm
CBCP: 616cd
EFFICACY: 30lm/W

SILO FOCUS - MODEL: JL15FLM

J Track Luminaires

WAC

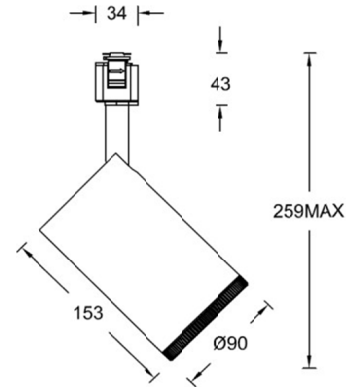
PROJECT:

TYPE:

Product Image



Line Drawing



Product Description

The SILO Focus series LED track spotlights are suitable for J single circuit track systems, with exquisite design and no visible heat sink. The lamp body is made of die-cast aluminum, with built-in flicker free driving appliances. It uses COB luminous modules, which can adjust the angle of light output infinitely and maintain the same external dimensions. It can provide key lighting or environmental lighting, and is widely used in various commercial spaces, exhibition halls, hotels, retail and other places.

Product Features

- Body Material: Aluminum alloy die-casting
- Optical System: Adjustable focus lens
- Finish: Static electricity powder coating
Black (BK), White (WT)
- Adjustable Angle: Horizontal 0~355° adjustment; Vertical 0~90° adjustment
- Accessories: Up to three optical accessories can be installed, and a maximum of one of each type of accessories can be added at the same time
- Certification: CCC
- IP Rating: IP20
- Insulation Level: Class I
- Operating Temperature: -20°C~40°C
- Net Weight: ≈1Kg without packing

Product Specifications

- LED Type: COB
- LED Power: 18W or 26W optional
- Source Lm: 2700K: 1550lm (18W) / 2270lm (26W)
3000K: 1700lm (18W) / 2500lm (26W)
4000K: 1820lm (18W) / 2670lm (26W)
5000K: 1950lm (18W) / 2870lm (26W)
- LED Lifetime: >50000h-L70 /B10-Ta25°C(LM-80/TM-21)
- CCT/CRI: 2700K/ 3000K/3500K/4000K/5000K, > Ra90
- LED Lifetime: >50000h-L70 /B10-Ta25°C(LM-80/TM-21)
- SDCM: 3 SDCM
- Input: 220V~240V AC / 50Hz
- Dimming: Built-in knob dimming (Dimming range 10%~100%), ON-OFF

Order Model

Model	LED	Dimming	Beam	CRI	CCT	Finish
JL16F SILO Focus	LM18 COB 18W	O On-board	F 12~50°	9 90	27 2700K	WT White BK Black
	LM26 COB 26W	E Non-dimming			30 3000K	
					40 4000K	
					50 5000K	
JL16F	LM18	O	F	9	30	WT

Example: JL16FLM18-O-F930WT

SILO FOCUS - MODEL: JL15FLM








J Track Luminaires



PROJECT:

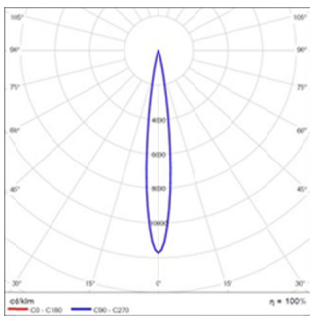
TYPE:

Accessory

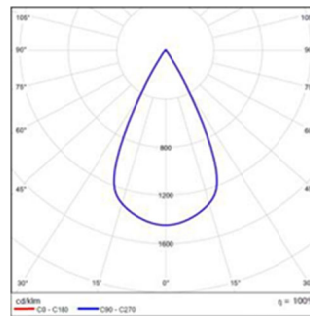
Class I accessories	Striped glass lenses LENS-73-BEL-C 	Soft glass lenses LENS-73-BSL 	Frosted glass lenses LENS-73-FR 	Boundless bee grid grid LENS-73-HCL-C 
Class II accessories	Anti-glare tubes LENS-20-SNOOT 		Anti glare bee mesh grille LENS-20-HCL 	
Class III accessories	Four-leaf shading LENS-73-BD 			

Note: A maximum of one optical accessory can be installed. The accessories are not shipped from the factory and need to be ordered separately.

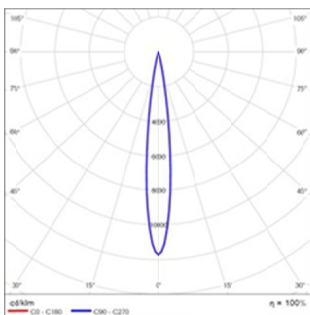
LIGHT DISTRIBUTION@3000K LUMINAIRE DATA



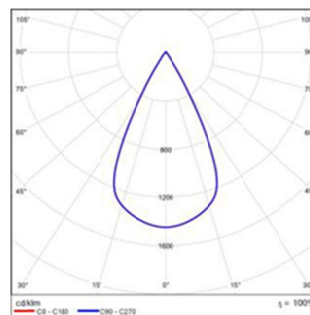
MODEL: JL16FLM18-O-F930
BEAM ANGLE: 12°
POWER: 21W
LUMENS: 319lm
CBCP: 4670cd
EFFICACY: 15lm/W



MODEL: JL16FLM18-O-F930
BEAM ANGLE: 50°
POWER: 21W
LUMENS: 463lm
CBCP: 489cd
EFFICACY: 22lm/W



MODEL: JL16FLM26-O-F930
BEAM ANGLE: 12°
POWER: 30W
LUMENS: 439lm
CBCP: 5859cd
EFFICACY: 15lm/W



MODEL: JL16FLM26-O-F930
BEAM ANGLE: 50°
POWER: 30W
LUMENS: 639lm
CBCP: 952cd
EFFICACY: 21lm/W

SILO FOCUS - MODEL: JL15FLM

J Track Luminaires

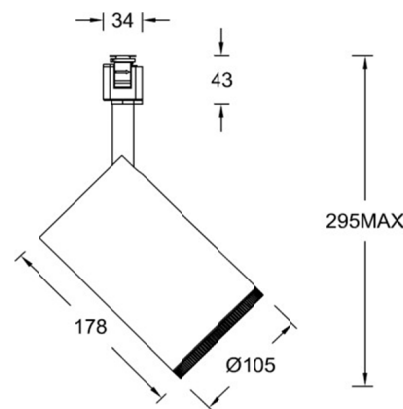
WAC

PROJECT: TYPE:

Product Image



Line Drawing



Product Description

The SILO Focus series LED track spotlights are suitable for J single circuit track systems, with exquisite design and no visible heat sink. The lamp body is made of die-cast aluminum, with built-in flicker free driving appliances. It uses COB luminous modules, which can adjust the angle of light output infinitely and maintain the same external dimensions. It can provide key lighting or environmental lighting, and is widely used in various commercial spaces, exhibition halls, hotels, retail and other places.

Product Features

- Body Material: Aluminum alloy die-casting
- Optical System: Adjustable focus lens
- Finish: Static electricity powder coating
Black (BK), White (WT)
- Adjustable Angle: Horizontal 0~355° adjustment; Vertical 0~90° adjustment
- Accessories: Up to three optical accessories can be installed, and a maximum of one of each type of accessories can be added at the same time
- Certification: CCC
- IP Rating: IP20
- Insulation Level: Class I
- Operating Temperature: -20°C~40°C
- Net Weight: ≈1.4Kg without packing

Product Specifications

- LED Type: COB
- LED Power: 18W or 26W optional
- Source Lm: 3280lm(2700K)/3600lm(3000K)
3880lm(4000K)/4140lm(5000K)
- LED Lifetime: >50000h-L70 /B10-Ta25°C(LM-80/TM-21)
- CCT/CRI: 2700K/ 3000K/3500K/4000K/5000K, > Ra90
- LED Lifetime: >50000h-L70 /B10-Ta25°C(LM-80/TM-21)
- SDCM: 3 SDCM
- Input: 220V~240V AC / 50Hz
- Dimming: Built-in knob dimming (Dimming range 10%~100%), ON-OFF

Order Model

Model	LED	Dimming	Beam	CRI	CCT	Finish
JL17F SILO Focus	LM34 COB 34W	O On-board E Non-dimming	F 12~50°	9 90	27 2700K	WT White BK Black
					30 3000K	
					40 4000K	
					50 5000K	
JL16F	LM34	O	F	9	30	WT

Example: JL17FLM34-O-F930WT

SILO FOCUS - MODEL: JL15FLM








J Track Luminaires



PROJECT:

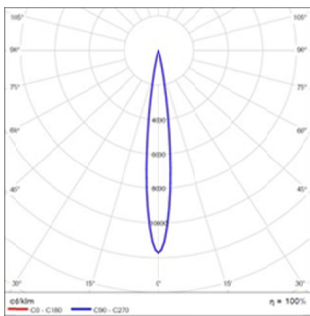
TYPE:

Accessory

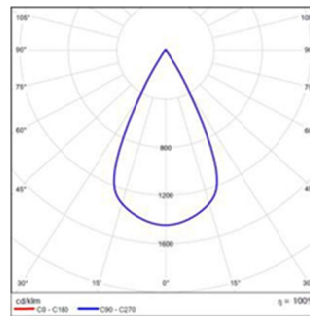
Class I accessories	Striped glass lenses LENS-73-BEL-C 	Soft glass lenses LENS-73-BSL 	Frosted glass lenses LENS-73-FR 	Boundless bee grid grid LENS-73-HCL-C 
Class II accessories	Anti-glare tubes LENS-20-SNOOT 		Anti-glare bee mesh grille LENS-20-HCL 	
Class III accessories	Four-leaf shading TL-21-BD-SW 			

Note: A maximum of one optical accessory can be installed. The accessories are not shipped from the factory and need to be ordered separately.

LIGHT DISTRIBUTION@3000K LUMINAIRE DATA



MODEL: JL17FLM34-O-F930
BEAM ANGLE: 12°
POWER: 38W
LUMENS: 564lm
CBCP: 6780cd
EFFICACY: 15lm/W



MODEL: JL17FLM34-O-F930
BEAM ANGLE: 50°
POWER: 38W
LUMENS: 813lm
CBCP: 1205cd
EFFICACY: 21lm/W