

ULTRA TUNABLE - MODEL: DLN26

2" Rectangular Trimless CCT Tunable Adjustable Downlight



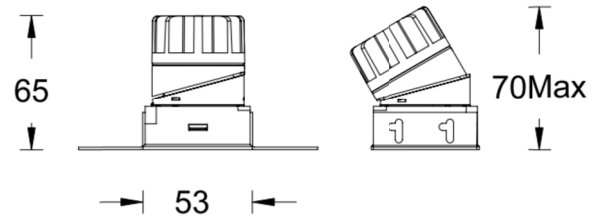
PROJECT:

TYPE:

Product Image



Line Drawing



Product Description

ULTRA rectangular trimless CCT tunable adjustable downlight , through a unique angle adjustment method, balancing the functions of illumination and adjustment(One lamp for multiple purposes),whole lamp sealed design, ensure no light leakage during the angle adjustment process, the lighting fixtures adopt modular design, on site lighting fixtures can be freely disassembled and replaced with reflectors and lamp bodies, so as to achieve free switching of various specifications and light output methods, perfect integration with ceiling after installation, the optical aspect adopts a new stealth technology, and equipped with adjustable color temperature, mainly suitable for indoor spaces such as hotels, villas, and commercial spaces.

Product Features

- Body Material: Aluminum alloy die-casting
- Optical System: Lens+ SUBOROSA optical system
- Finish: Static electricity powder coating
- Adjustable Angle: 0-360° horizontal rotation and 0-30° vertical aiming tilt
- Accessories: As attached
- Certification: CCC/CE
- IP Rating: IP20(Light source cavity IP44)
- Insulation Level: Class II
- Operating Temperature: -20°C~40°C

Product Specifications

- Cut-out: □60*53
- Ceiling: 5mm~15mm Thickness
- Shielding Angle: 35°
- LED Type: COB
- Source Lm: 700LM
- LED Lifetime: >36000h-L70 /B10-Ta25°C(LM-80/TM-21)
- CCT/CRI: 2700K-6000K adjustable, Ra90
- SDCM: 3 SDCM
- Input: 220V~240V AC / 50Hz
- Dimming: DALI
- Net Weight: 0.12Kg without packing

Order Model

Model	Size	Trim	LED	Driver	Beam	CCT	Reflector	Finish
DLN Downlight N series	2 2"	6 Rectangular Trimless	LM07 COB 7W	A DALI N No Driver	2 24° 3 36° 5 50°	CC 2700K-6000K (Tunable)	B Black S Specular	WT White BK Black

Example: DLN26-LM07A-2CCSWT





ULTRA TUNABLE - MODEL: DLN26

2" Rectangular Trimless CCT Tunable Adjustable Downlight



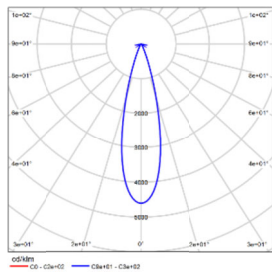
PROJECT:

TYPE:

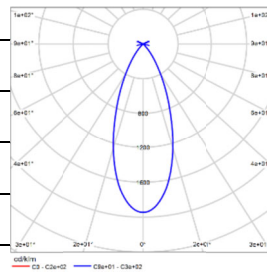
LENS-08-BEL Striped glass lens 	LENS-08-BSL Soft glass lens 	LENS-08-FR Frosted glass lens 	LENS-08-HCL Honeycomb 
--	---	---	---

Note: A maximum of one optical accessory can be installed. The accessories are not shipped from the factory and need to be ordered separately.

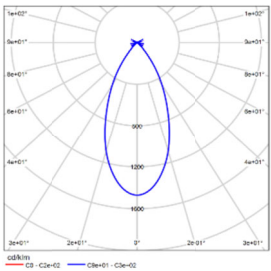
LIGHT DISTRIBUTION@3000K LUMINAIRE DATA



MODEL:	DLN26-LM07A-2CCSWT
BEAM ANGLE:	24°
POWER:	8.4W
LUMENS:	395lm
CBCP:	1992cd
EFFICACY:	47lm/W



MODEL:	DLN26-LM07A-3CCSWT
BEAM ANGLE:	36°
POWER:	8.4W
LUMENS:	380lm
CBCP:	769cd
EFFICACY:	45lm/W



MODEL:	DLN26-LM07A-5CCSWT
BEAM ANGLE:	50°
POWER:	8.4W
LUMENS:	348lm
CBCP:	499cd
EFFICACY:	41lm/W

ULTRA TUNABLE - MODEL: DLN36

3" Rectangular Trimless CCT Tunable Adjustable Downlight



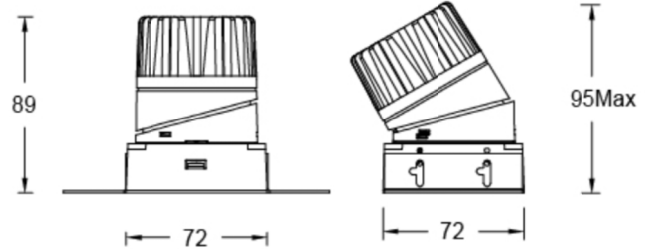
PROJECT:

TYPE:

Product Image



Line Drawing



Product Description

ULTRA rectangular trimless CCT tunable adjustable downlight , through a unique angle adjustment method, balancing the functions of illumination and adjustment(One lamp for multiple purposes),whole lamp sealed design, ensure no light leakage during the angle adjustment process, the lighting fixtures adopt modular design, on site lighting fixtures can be freely disassembled and replaced with reflectors and lamp bodies, so as to achieve free switching of various specifications and light output methods, perfect integration with ceiling after installation, the optical aspect adopts a new stealth technology, and equipped with adjustable color temperature, mainly suitable for indoor spaces such as hotels, villas, and commercial spaces.

Product Features

- Body Material: Aluminum alloy die-casting
- Optical System: Lens+ SUBOROSA optical system
- Finish: Static electricity powder coating
- Adjustable Angle: 0-360° horizontal rotation and 0-30° vertical aiming tilt
- Accessories: As attached
- Certification: CCC/CE
- IP Rating: IP20(Light source cavity IP44)
- Insulation Level: Class II
- Operating Temperature: -20°C~40°C

Product Specifications

- Cut-out: □78*72
- Ceiling: 5mm~25mm Thickness
- Shielding Angle: 35°
- LED Type: COB
- Source Lm: 1300LM
- LED Lifetime: >36000h-L70 /B10-Ta25°C(LM-80/TM-21)
- CCT/CRI: 2700K-6000K adjustable, Ra90
- SDCM: 3 SDCM
- Input: 220V~240V AC / 50Hz
- Dimming: DALI
- Net Weight: 0.45Kg without packing

Order Model

Model	Size	Trim	LED	Driver	Beam	CCT	Reflector	Finish
DLN Downlight N series	3	6 Rectangular Trimless	LM13 COB 13W	A DALI N No Driver	1 18°	CC 2700K-6000K (Tunable)	B Black S Specular	WT White BK Black
	2 28°							
	3 36°							
	4 42°							
	5 50°							

Example: DLN36-LM13A-2CCSWT

Note: The 18 ° factory default comes with an borderless honeycomb grille.





ULTRA TUNABLE - MODEL: DLN36

3" Rectangular Trimless CCT Tunable Adjustable Downlight



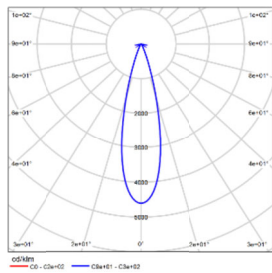
PROJECT:

TYPE:

LENS-11-BEL Striped glass lens 	LENS-11-BSL Soft glass lens 	LENS-11-FR Frosted glass lens 	LENS-11-HCL Honeycomb 
--	---	---	---

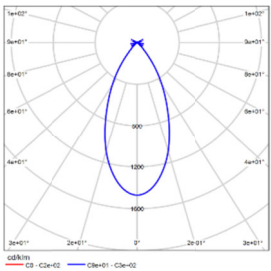
Note: A maximum of one optical accessory can be installed. The accessories are not shipped from the factory and need to be ordered separately.

LIGHT DISTRIBUTION@3000K LUMINAIRE DATA



MODEL:	DLN36-LM13A-1CCSWT
BEAM ANGLE:	18°
POWER:	16W
LUMENS:	688lm
CBCP:	4588cd
EFFICACY:	43lm/W

MODEL:	DLN36-LM13A-2CCSWT
BEAM ANGLE:	28°
POWER:	16W
LUMENS:	1042lm
CBCP:	3976cd
EFFICACY:	65lm/W



MODEL:	DLN36-LM13A-3CCSWT
BEAM ANGLE:	36°
POWER:	16W
LUMENS:	923lm
CBCP:	2309cd
EFFICACY:	58lm/W

MODEL:	DLN36-LM13A-5CCSWT
BEAM ANGLE:	50°
POWER:	16W
LUMENS:	740lm
CBCP:	902cd
EFFICACY:	46lm/W

ULTRA TUNABLE - MODEL: DLN46

4" Rectangular Trimless CCT Tunable Adjustable Downlight



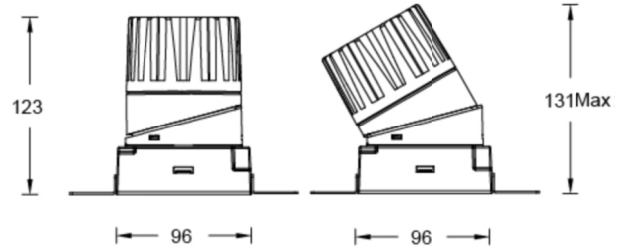
PROJECT:

TYPE:

Product Image



Line Drawing



Product Description

ULTRA rectangular trimless CCT tunable adjustable downlight , through a unique angle adjustment method, balancing the functions of illumination and adjustment(One lamp for multiple purposes),whole lamp sealed design, ensure no light leakage during the angle adjustment process, the lighting fixtures adopt modular design, on site lighting fixtures can be freely disassembled and replaced with reflectors and lamp bodies, so as to achieve free switching of various specifications and light output methods, perfect integration with ceiling after installation, the optical aspect adopts a new stealth technology, and equipped with adjustable color temperature, mainly suitable for indoor spaces such as hotels, villas, and commercial spaces.

Product Features

- Body Material: Aluminum alloy die-casting
- Optical System: Lens+ SUBOROSA optical system
- Finish: Static electricity powder coating
- Adjustable Angle: 0-360° horizontal rotation and 0-30° vertical aiming tilt
- Accessories: As attached
- Certification: CCC/CE
- IP Rating: IP20(Light source cavity IP44)
- Insulation Level: Class II
- Operating Temperature: -20°C~40°C

Product Specifications

- Cut-out: □105*105
- Ceiling: 5mm~25mm Thickness
- Shielding Angle: 35°
- LED Type: COB
- Source Lm: 3000LM
- LED Lifetime: >36000h-L70 /B10-Ta25°C(LM-80/TM-21)
- CCT/CRI: 2700K-6000K adjustable, Ra90
- SDCM: 3 SDCM
- Input: 220V~240V AC / 50Hz
- Dimming: DALI
- Net Weight: 0.8Kg without packing

Order Model

Model	Size	Trim	LED	Driver	Beam	CCT	Reflector	Finish
DLN	4	6	LM25	A DALI	1 18°	CC	B Black	WT White
Downlight	4"	Rectangular	COB 25W	N No Driver	2 28°	2700K-6000K	S Specular	BK Black
N series		Trimless			3 36°	(Tunable)		
					5 50°			

Example: DLN46-LM25A-2CCSWT




ULTRA TUNABLE - MODEL: DLN46

4" Rectangular Trimless CCT Tunable Adjustable Downlight



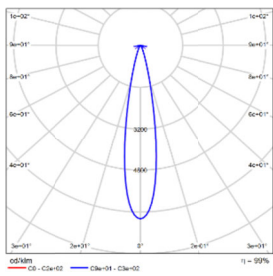
PROJECT:

TYPE:

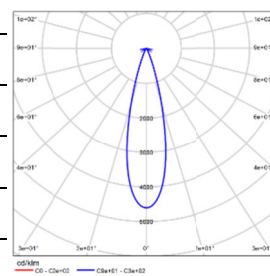
LENS-16-BEL Striped glass lens 	LENS-16-BSL Soft glass lens 	LENS-16-HCL Honeycomb 
--	---	---

Note: A maximum of one optical accessory can be installed. The accessories are not shipped from the factory and need to be ordered separately.

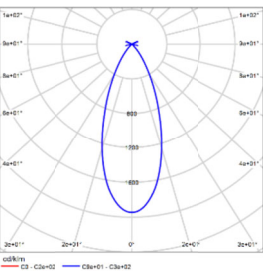
LIGHT DISTRIBUTION@3000K LUMINAIRE DATA



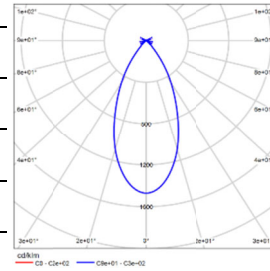
MODEL:	DLN46-LM25A-1CCSWT
BEAM ANGLE:	18°
POWER:	27W
LUMENS:	1672lm
CBCP:	11139cd
EFFICACY:	62lm/W



MODEL:	DLN46-LM25A-2CCSWT
BEAM ANGLE:	28°
POWER:	27W
LUMENS:	1821lm
CBCP:	8382cd
EFFICACY:	67lm/W



MODEL:	DLN46-LM25A-3CCSWT
BEAM ANGLE:	36°
POWER:	27W
LUMENS:	1502lm
CBCP:	2921cd
EFFICACY:	56lm/W



MODEL:	DLN46-LM25A-5CCSWT
BEAM ANGLE:	50°
POWER:	27W
LUMENS:	1469lm
CBCP:	2161cd
EFFICACY:	54lm/W