

ACCENT C5 -MODEL: ELC503

Linear Luminaires

WAC

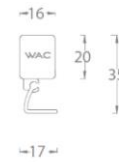
PROJECT :

TYPE :

Product Image



Line Drawing



Product Description

The Accent series lighting fixtures use high light efficiency and long lifespan light sources, with an evenly spaced layout design to ensure uniform light output and no shadows. Accent linear lighting fixtures meet the requirements of LED outdoor lighting power consumption design, and their clean and lightweight appearance ensures easy assembly to the exterior wall. Accent lighting fixtures are equipped with flexible cables, allowing for free selection of side or bottom outlets to meet project requirements. The lighting fixtures support DMX512 dimming control with automatic addressing function; The protection level of IP66 for the entire lamp can be widely used in various building lighting, etc.

Product Features

- Body Material: Aluminum alloy lamp body, PC end cover
- Optical System: PC diffusion cover
- Finish: Static electricity powder coating
- Adjustable Angle: /
- Accessories: Aluminum alloy rotating bracket
- Certification: CQC
- IP Rating: IP66
- Insulation Level: Class III
- Operating Temperature: -20°C~50°C

Product Specifications

- LED Type: SMD
- LED Power: 2W (Max) /250mm
- Source Lm: 2700K 336LM; 3000K 336 LM; 4000k 360 LM
- LED Lifetime: >50000h-L70 /B10-Ta25°C(LM-80/TM-21)
- CCT/CRI: 2700K, Ra80/ 3000K, Ra80/ 4000K, Ra80 / RGB /RGBW
- SDCM: 3 SDCM (MONO)
- Input: 24V/DC
- Dimming: ON-OFF / DMX512
- Net Weight: 0.3Kg without packing

Order Model

Model	Length (mm)	Power (W)	LEDs (quantity)	Max Lumens (lm)	Control Systems	Beam	Phase Controller	CCT	Finish
ELC503-03	250	03(Max)	12	163	ET ON-OFF 24V/DC Power Supply	A 120°	0 W/O Phase	27 2700K 30 3000K 40 4000K	BK Black

Example : ELC503-03ET-A027BK

ACCENT C5 -MODEL: ELC503

Linear Luminaires

WAC

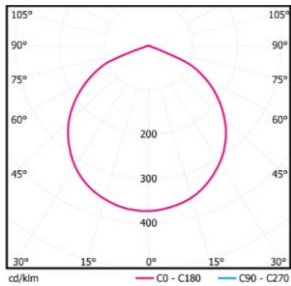
PROJECT :

TYPE :

Model	Length (mm)	Power (W)	LEDs (quantity)	Max Lumens (lm)	Control Systems	Beam	Phase Controller	CCT	Finish
ELC503-03	250	03(Max)	12	163	MT DMX512 Dimming 24V/DC Power Supply	A 120°	1 1 Phase 4 4 Phase 8 8 Phase	27 2700K 30 3000K 40 4000K FC RGB FW RGBW	BK Black

Example : ELC503-03MT-A127BK

LIGHT DISTRIBUTION@3000K LUMINAIRE DATA



MODEL : ELC503-03MT-A130BK
BEAM ANGLE : 120°
POWER : 3W/250mm
LUMENS : 60lm
CBCP : /
EFFICACY : 20lm/W

ACCENT C5 -MODEL: ELC505

Linear Luminaires

WAC

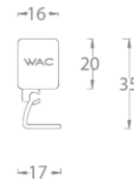
PROJECT :

TYPE :

Product Image



Line Drawing



Product Description

The Accent series lighting fixtures use high light efficiency and long lifespan light sources, with an evenly spaced layout design to ensure uniform light output and no shadows. Accent linear lighting fixtures meet the requirements of LED outdoor lighting power consumption design, and their clean and lightweight appearance ensures easy assembly to the exterior wall. Accent lighting fixtures are equipped with flexible cables, allowing for free selection of side or bottom outlets to meet project requirements. The lighting fixtures support DMX512 dimming control with automatic addressing function; The protection level of IP66 for the entire lamp can be widely used in various building lighting, etc.

Product Features

- Body Material: Aluminum alloy lamp body, PC end cover
- Optical System: PC diffusion cover
- Finish: Static electricity powder coating
- Adjustable Angle: /
- Accessories: Aluminum alloy rotating bracket
- Certification: CQC
- IP Rating: IP66
- Insulation Level: Class III
- Operating Temperature: -20°C~50°C

Product Specifications

- LED Type: SMD
- LED Power: 5W (Max) /500mm
- Source Lm: 2700K 672LM ; 3000K 672LM ; 4000k 720LM
- LED Lifetime: >50000h-L70 /B10-Ta25°C(LM-80/TM-21)
- CCT/CRI: 2700K , Ra80/ 3000K , Ra80 / 4000K , Ra80 / RGB /RGBW
- SDCM: 3 SDCM (MONO)
- Input: 24V/DC
- Dimming: ON-OFF / DMX512
- Net Weight: 0.4Kg without packing

Order Model

Model	Length (mm)	Power (W)	LEDs (quantity)	Max Lumens (lm)	Control Systems	Beam	Phase Controller	CCT	Finish
ELC505-06	500	06(Max)	24	325	ET ON-OFF 24V/DC Power Supply	A 120°	0 W/O Phase	27 2700K 30 3000K 40 4000K	BK Black

Example : ELC505-06ET-A027BK

ACCENT C5 -MODEL: ELC505

Linear Luminaires

WAC

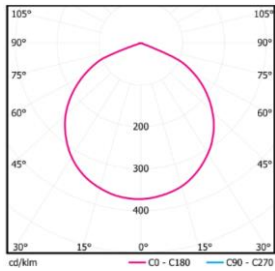
PROJECT :

TYPE :

Model	Length (mm)	Power (W)	LEDs (quantity)	Max Lumens (lm)	Control Systems	Beam	Phase Controller	CCT	Finish
ELC505-06	500	06(Max)	24	325	MT DMX512 Dimming 24V/DC Power Supply	A 120°	1 1 Phase 4 4 Phase 8 8 Phase	27 2700K 30 3000K 40 4000K FC RGB FW RGBW	BK Black

Example : ELC505-06MT-A127BK

LIGHT DISTRIBUTION@3000K LUMINAIRE DATA



MODEL : ELC505-06MT-A130BK
BEAM ANGLE : 120°
POWER : 6W (Max) /500mm
LUMENS : 130lm
CBCP : /
EFFICACY : 21.7lm/W

ACCENT C5 -MODEL: ELC510

Linear Luminaires

WAC

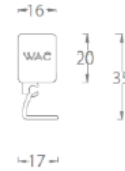
PROJECT :

TYPE :

Product Image



Line Drawing



1000MM

Product Description

The Accent series lighting fixtures use high light efficiency and long lifespan light sources, with an evenly spaced layout design to ensure uniform light output and no shadows. Accent linear lighting fixtures meet the requirements of LED outdoor lighting power consumption design, and their clean and lightweight appearance ensures easy assembly to the exterior wall. Accent lighting fixtures are equipped with flexible cables, allowing for free selection of side or bottom outlets to meet project requirements. The lighting fixtures support DMX512 dimming control with automatic addressing function; The protection level of IP66 for the entire lamp can be widely used in various building lighting, etc.

Product Features

- Body Material: Aluminum alloy lamp body, PC end cover
- Optical System: PC diffusion cover
- Finish: Static electricity powder coating
- Adjustable Angle: /
- Support: Aluminum alloy rotating bracket
- Certification: CQC
- IP Rating: IP66
- Insulation Level: Class III
- Operating Temperature: -20°C~50°C

Product Specifications

- LED Type: SMD
- LED Power: 10W (Max) /1000mm
- Source Lm: 2700K 1344LM ;3000K 1344LM ;4000k 1440LM
- LED Lifetime: >50000h-L70 /B10-Ta25°C(LM-80/TM-21)
- CCT/CRI: 2700K , Ra80/ 3000K , Ra80 / 4000K , Ra80 / RGB /RGBW
- SDCM: 3 SDCM (MONO)
- Input: 24V/DC
- Dimming: ON-OFF/ DMX512
- Net Weight: 0.6Kg without packing

Order Model

Model	Length (mm)	Power (W)	LEDs (quantity)	Max Lumens (lm)	Control Systems	Beam	Phase Controller (m)	CCT	Finish
ELC510-12	1000	12(Max)	48	649	ET ON-OFF 24V/DC Power Supply	A 120°	0 W/O Phase	27 2700K 30 3000K 40 4000K	BK Black

Example : ELC510-12ET-A027BK

ACCENT C5 -MODEL: ELC510

Linear Luminaires

WAC

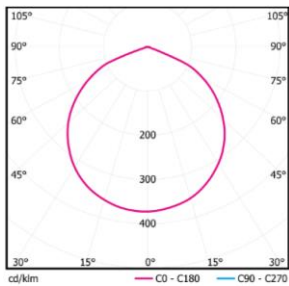
PROJECT :

TYPE :

Model	Length (mm)	Power (W)	LEDs (quantity)	Max Lumens (lm)	Control Systems	Beam	Phase Controller	CCT	Finish
ELC510-12	1000	12(Max)	48	649	MT DMX512 Dimming 24V/DC Power Supply	A 120°	1 1 Phase 4 4 Phase 8 8 Phase	27 2700K 30 3000K 40 4000K FC RGB FW RGBW	BK Black

Example : ELC510-12MT-A127BK

LIGHT DISTRIBUTION@3000K LUMINAIRE DATA



MODEL :	ELC510-12MT-A130BK
BEAM ANGLE :	120 °
POWER :	12W (Max) /1000mm
LUMENS :	260lm
CBCP :	/
EFFICACY :	21.7lm/W